



DR. MAIR APP

Your TPLO companion

GET READY FOR SURGERY

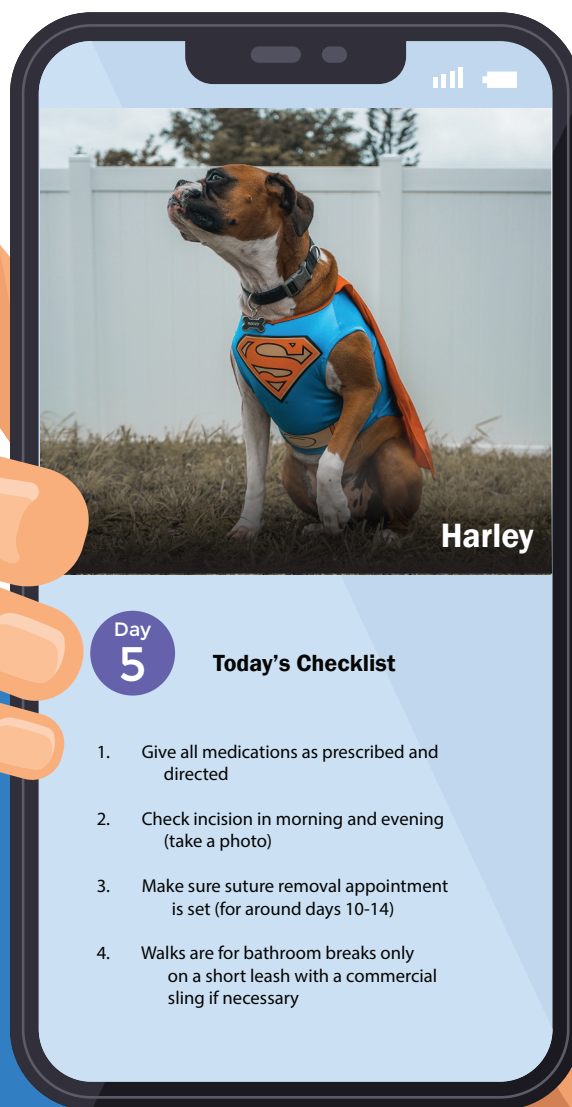
- ☒ Videos to Prepare Yourself
- ☒ Videos to Prepare Your Home
- ☒ What to Watch Out For



**FREE APP WITH
90 VIDEOS**

- ☒ Daily Checklists and videos
- ☒ Answers to FAQs
- ☒ Demonstrations of Rehab Exercises

See Next Page and Download for Free



DRMAIR-APP.COM

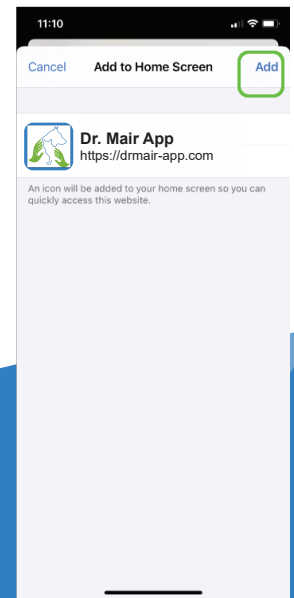
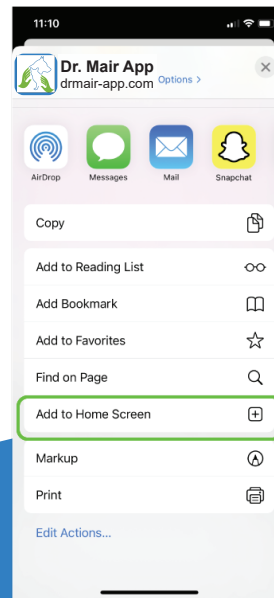



How to Install

DR. MAIR APP

For iOS

1. In the Safari browser, enter the address "drmair-app.com".
2. Tap on the "Share" icon located at the bottom of the page.
3. Tap the "Add to Home Screen" button.
4. Tap the "Add" button at the top right corner of the screen.



For Android

1. In your Google Chrome browser, enter the address "drmair-app.com".
2. Tap on the notification banner at the bottom of the page (alternatively, you can tap the "Install App" option inside the menu at the top right corner of the screen).
3. Tap the "Install" button on the prompt.

